



CLACKAMAS SOIL AND WATER

CONSERVATION DISTRICT

Good dirt. Clean water.

Clackamas SWCD Budget: FY 2020-2021

Adopted budget: May 19, 2020

Notes:

- Fiscal year 2020-2021 starts July 1, 2020 and ends on June 30, 2021.
- March 31, 2020: First meeting of the Budget Committee was held.
- April 28, 2020: Second meeting of the Budget Committee was held and public comment accepted.
- May 19, 2020: The Board of Directors will held a public hearing on the budget.
- May 19, 2020: The Board of Directors adopted the budget for fiscal year 2020-2021.

Structure of the budget:

- The budget contains five funds: General Fund, Conservation Grants Fund, Conservation Loans Fund, Working Lands Legacy Fund, and Building Reserve Fund.
- General Fund
 - Page 1 of the budget summarizes resources going into the General Fund. Most operating expenses come out of the General Fund.
 - Page 2 summarizes General Fund requirements by department, and page 3 summarizes General Fund requirements by object classification.
 - Pages 4, 5, 6, 7, 8, and 9 list requirements for the six departments in the General Fund. Those departments are: District Operations; Conservation Planning; WeedWise; Education and Outreach; Land Management; and Not Allocated. The Not Allocated department captures costs not easily attributable to other departments.
- Page 10 summarizes resources and requirements for the Conservation Grants Fund. Implementation of conservation practices comes from this resource.
- Page 11 summarizes resources and requirements for the Conservation Loans Fund.
- Page 12 summarizes resources and requirements for the Working Lands Legacy Fund.
- Page 13 summarizes resources and requirements for the Building Reserve Fund.
- Budget worksheets on pages 1W, 10W, 11W, 12W, and 13W may contain additional detail about resources and requirements.
- Historical data is shown on pages 3H, 4H, 5-6-7H, 8H, and 9H. Page numbers correspond to similar pages in the General Fund.

GENERAL FUND



CLACKAMAS SOIL AND WATER

CONSERVATION
DISTRICT

Good dirt. Clean water.

**GENERAL FUND:
RESOURCES**



5/19/2020

Historical Data				RESOURCE DESCRIPTION	Budget for Fiscal Year 2020-21			
Actual 2nd Preceding Year 2017-18	Actual 1st Preceding Year 2018-19	Revised & Adopted Budget Year 2019-20 (Supplemental Budget 3/17/20)	Proposed by Budget Officer		Approved by Budget Committee	Adopted by Governing Body		
1				RESOURCES				1
2	1,467,884	1,311,274	1,320,975	Beginning fund balance: Working capital (accrual basis)	809,092	809,092	809,092	2
3	0	0	0	Previously levied taxes estimated to be received	0	0	0	3
4	0	0	0		0	0	0	4
5				OTHER RESOURCES				5
6	0	0	750,000	Transfers in to GF from other Funds	245,256	239,420	239,420	6
7	33,674	56,714	40,000	Interest income	36,000	36,000	36,000	7
8	0	0	0	Grant income to General Fund	0	0	0	8
9	2,476	0	9,700	Other income	10,000	10,000	10,000	9
10	78,488	79,645	83,198	OWEB/ODA allocations to SWCDs (combined)	108,315	108,315	108,315	10
11	0	3,179	0	Reimbursements	0	0	0	11
12	2,850	5,782	5,000	Rental/donations received re: farm equipment lent out	5,000	5,000	5,000	12
13	73,650	113,364	67,750	Support from Partners: WeedWise (combined)	57,250	57,250	57,250	13
14	0	0	0	Support from Partners: other program work (combined)	96,423	96,423	96,423	14
15	0	90,000	73,610	Federal grant: NRCS EQIP NWQI Molalla	73,610	73,610	73,610	15
16	0	0	0	Sale of equipment/vehicles	0	0	0	16
17	0	0	30,000	Lease Revenues CRC Office Space	96,000	96,000	96,000	17
18	1,659,022	1,659,958	2,380,233	Total resources, except taxes to be levied	1,536,946	1,531,110	1,531,110	18
19	0	0	2,432,034	Taxes necessary to balance	2,507,609	2,507,609	2,507,609	19
20	2,285,388	2,366,214	0	Taxes collected in year levied	0	0	0	20
21	3,944,410	4,026,172	4,812,267	TOTAL RESOURCES	4,044,555	4,038,719	4,038,719	21

NOTE: The District budget is prepared on an accrual basis. Accrual basis is a method of accounting that recognizes transactions when they occur.

**GENERAL FUND:
SUMMARY OF REQUIREMENTS**



5/19/2020

Historical Data			By Department, and Not Allocated to Any Department	Budget for Fiscal Year 2020-21				
	Actual 2nd Preceding Year 2017-18	Actual 1st Preceding Year 2018-19	Revised & Adopted Budget Year 2019-20 (Supplemental Budget 3/17/20)	REQUIREMENTS	Proposed by Budget Officer	Approved by Budget Committee	Adopted by Governing Body	
1				PERSONNEL SERVICES				1
2	<i>Included in line 9</i>	478,163	429,046	District Operations Department	456,383	456,383	456,383	2
3	<i>Included in line 7</i>	467,042	638,727	Conservation Planning Department	669,588	669,588	669,588	3
4	<i>Included in line 7</i>	304,048	369,619	WeedWise Department	356,376	356,376	356,376	4
5	<i>Included in line 7</i>	192,415	203,467	Education & Outreach Department	205,383	205,383	205,383	5
6	0	0	0	Land Management Department	0	0	0	6
7	<i>Included in line 9</i>	0	0	<i>Conservation Services Department</i>				7
8	0	0	0	Not Allocated to Any Department	0	0	0	8
9	1,556,801	1,441,669	1,640,859	TOTAL PERSONNEL SERVICES	1,687,730	1,687,730	1,687,730	9
10	15.40	15.40	16.00	TOTAL Full-Time Equivalent (FTE)	17.00	17.00	17.00	10
11				MATERIALS AND SERVICES				11
12	230,077	246,748	187,500	District Operations Department	148,971	200,771	200,771	12
13	<i>Included in line 17</i>	45,752	100,000	Conservation Planning Department	55,078	70,078	70,078	13
14	<i>Included in line 17</i>	32,490	20,000	WeedWise Department	106,415	121,415	121,415	14
15	<i>Included in line 17</i>	52,683	22,000	Education & Outreach Department	59,822	59,822	59,822	15
16	21,663	13,729	34,300	Land Management Department	30,350	40,350	40,350	16
17	94,773	0	0	<i>Conservation Services Dept.</i>				17
18	0	151,779	150,193	Not Allocated to Any Department	69,068	88,840	88,840	18
19	346,513	543,181	513,993	TOTAL MATERIALS & SERVICES	469,704	581,276	581,276	19
20				CAPITAL OUTLAY				20
21	3,330	0	50,000	District Operations Department	0	0	0	21
22	<i>Included in line 26</i>	0	0	Conservation Planning Department	0	0	0	22
23	<i>Included in line 26</i>	0	0	WeedWise Department	0	0	0	23
24	<i>Included in line 26</i>	0	0	Education & Outreach Department	0	0	0	24
25	8,759	0	0	Land Management Department	0	0	0	25
26	0	0	0	<i>Conservation Services Dept.</i>				26
27	0	0	0	Not Allocated to Any Department	0	0	0	27
28	12,089	0	50,000	TOTAL CAPITAL OUTLAY	0	0	0	28
29				DEBT SERVICE				29
30	0	0	535,041	Not Allocated to Any Department	535,041	535,041	535,041	30
31	0	0	535,041	TOTAL DEBT SERVICE	535,041	535,041	535,041	31
32				SPECIAL PAYMENTS				32
33	164,877	240,774	251,000	Not Allocated to Any Department	20,755	50,755	50,755	33
34	164,877	240,774	251,000	TOTAL SPECIAL PAYMENTS	20,755	50,755	50,755	34
35				INTERFUND TRANSFERS				35
36	384,875	400,000	320,000	Transfers to Conservation Grants Fund	179,004	180,633	180,633	36
37	0	0	0	Transfers to Conservation Loans Fund	0	0	0	37
38	0	0	0	Transfers to Working Lands Legacy Fund	0	0	0	38
39	125,000	115,000	712,282	Transfers to Building Reserve Fund	0	0	0	39
40	509,875	515,000	1,032,282	TOTAL INTERFUND TRANSFERS	179,004	180,633	180,633	40
41	0	0	0	OPERATING CONTINGENCY	0	0	0	41
42	0	0	0	Ending balance (prior years)	0	0	0	42
43	1,105,137	1,045,548	789,092	UNAPPROPRIATED ENDING FUND BALANCE	858,498	70,698	70,698	43
44	249,118	240,000	0	Reserved for future expenditure	293,823	932,586	932,586	44
45	3,944,410	4,026,172	4,812,267	TOTAL REQUIREMENTS	4,044,555	4,038,719	4,038,719	45

**GENERAL FUND:
SUMMARY OF REQUIREMENTS**



5/19/2020

Historical Data			By Object Classification	Budget for Fiscal Year 2020-21			
	Actual 2nd Preceding Year 2017-18	Actual 1st Preceding Year 2018-19	Revised & Adopted Budget Year 2019-20 (Supplemental Budget 3/17/20)	REQUIREMENTS	Proposed by Budget Officer	Approved by Budget Committee	Adopted by Governing Body
1				PERSONNEL SERVICES			
2	See Page 3 H: GF Summary of Req's History by Object Classification: Historical Data	1,441,669	1,640,859	Salaries, wages, benefits	1,687,730	1,687,730	1,687,730
3		1,441,669	1,640,859	TOTAL PERSONNEL SERVICES	1,687,730	1,687,730	1,687,730
4		15.4	16.0	TOTAL Full-Time Equivalent (FTE)	17.0	17.0	17.0
5				MATERIALS AND SERVICES			
6	See Page 3 H: General Fund Summary of Requirements History by Object Classification: Historical Data	98,165	143,000	Contracted services	108,572	176,572	176,572
7		346,543	240,693	Occupancy: Rent, utilities, telecomm, storage, maint.	108,544	147,116	147,116
8		36,384	107,000	Supplies	204,826	209,826	209,826
9		62,089	23,300	Training and travel	47,762	47,762	47,762
10		543,181	513,993	TOTAL MATERIALS AND SERVICES	469,704	581,276	581,276
11				CAPITAL OUTLAY			
12	See Page 3 H: GF Summary of Req's History by Object Classification: Historical Data	0	0	Equipment	0	0	0
13		0	50,000	Leasehold Improvements CRC Office Space	0	0	0
14		0	0	Vehicles	0	0	0
15		0	50,000	TOTAL CAPITAL OUTLAY	0	0	0
16				DEBT SERVICE			
17	See Page 3 H: GF Summary of Req's History by Object Classification: Historical Data	0	170,000		170,000	170,000	170,000
18		0	365,041		365,041	365,041	365,041
19		0	0		0	0	0
20		0	0		0	0	0
21		0	535,041	TOTAL DEBT SERVICE	535,041	535,041	535,041
22				SPECIAL PAYMENTS			
23	See Page 3 H: GF Summary of Req's History by Object Classification: Historical Data	234,774	245,000	Grants to Partners	20,755	50,755	50,755
24		6,000	6,000	Scholarships	0	0	0
25		0	0		0	0	0
26		0	0		0	0	0
27		240,774	251,000	TOTAL SPECIAL PAYMENTS	20,755	50,755	50,755
28				INTERFUND TRANSFERS			
29	See Page 3 H: GF Summary of Req's History by Object Classification: Historical Data	400,000	320,000	Transfers to Conservation Grants Fund	179,004	180,633	180,633
30		0	0	Transfers to Conservation Loans Fund	0	0	0
31		0	0	Transfers to Working Lands Legacy Fund	0	0	0
32		115,000	712,282	Transfers to Building Reserve Fund	0	0	0
33		515,000	1,032,282	TOTAL INTERFUND TRANSFERS	179,004	180,633	180,633
34				OPERATING CONTINGENCY			
35	See Page 3 H: GF Summary of Req's History by Object Classification: Historical Data	0	0	Ending balance (prior years)	0	0	0
36		1,045,548	789,092	UNAPPROPRIATED ENDING FUND BALANCE	858,498	70,698	70,698
37		240,000	0	Reserved for future expenditure	293,823	932,586	932,586
38		4,026,172	4,812,267	TOTAL REQUIREMENTS	4,044,555	4,038,719	4,038,719

DEPARTMENTS IN THE GENERAL FUND



**GENERAL FUND
REQUIREMENTS
ALLOCATED TO A DEPARTMENT**



5/19/2020

Historical Data				District Operations Department	Budget for Fiscal Year 2020-21			
	Actual 2nd Preceding Year 2017-18	Actual 1st Preceding Year 2018-19	Revised & Adopted Budget Year 2019-20 (Supplemental Budget 3/17/20)	REQUIREMENTS	Proposed by Budget Officer	Approved by Budget Committee	Adopted by Governing Body	
1				PERSONNEL SERVICES				1
2		478,163	429,046	Salaries, wages, benefits	456,383	456,383	456,383	2
3		478,163	429,046	TOTAL PERSONNEL SERVICES	456,383	456,383	456,383	3
4		4.00	4.50	TOTAL Full-Time Equivalent (FTE)	4.50	4.50	4.50	4
5				MATERIALS AND SERVICES				5
6		29,549	10,000	Contracted services	20,000	48,000	48,000	6
7	See Page 4 H: General Fund Requirements History: District Operations Dept: Historical Data	175,313	107,500	Occupancy & MIS/IT	74,696	93,496	93,496	7
8		3,095	60,000	Supplies	34,875	39,875	39,875	8
9		38,791	10,000	Training and travel	19,400	19,400	19,400	9
10		246,748	187,500	TOTAL MATERIALS AND SERVICES	148,971	200,771	200,771	10
11				CAPITAL OUTLAY				11
12			0	Equipment				12
13			50,000	Leasehold Improvements CRC Office Space				13
14		0		Vehicles				14
15		0	50,000	TOTAL CAPITAL OUTLAY	0	0	0	15
16		724,911	666,546	DISTRICT OPERATIONS DEPT. TOTAL REQUIREMENTS	605,354	657,154	657,154	16

**GENERAL FUND
REQUIREMENTS
ALLOCATED TO A DEPARTMENT**



5/19/2020

Historical Data				Conservation Planning Department	Budget for Fiscal Year 2020-21			
	Actual 2nd Preceding Year 2017-18	Actual 1st Preceding Year 2018-19	Revised & Adopted Budget Year 2019-20 (Supplemental Budget 3/17/20)	REQUIREMENTS	Proposed by Budget Officer	Approved by Budget Committee	Adopted by Governing Body	
1				PERSONNEL SERVICES				1
2		467,042	638,727	Salaries, wages, benefits	669,588	669,588	669,588	2
3	This department was included in Conservation Services Dept prior to FY 1819. See Page 5,6,7 H: General Fund Requirements History: Conservation Services Dept: Historical Data	467,042	638,727	TOTAL PERSONNEL SERVICES	669,588	669,588	669,588	3
4		5.40	5.50	TOTAL Full-Time Equivalent (FTE)	6.50	6.50	6.50	4
5				MATERIALS AND SERVICES				5
6		29,658	95,000	Contracted services	37,572	52,572	52,572	6
7	972		Occupancy: Rent, utilities, telecomm, storage, maint.				7	
8	1,400		Supplies	4,800	4,800	4,800	8	
9	13,722	5,000	Training and travel	12,706	12,706	12,706	9	
10	45,752	100,000	TOTAL MATERIALS AND SERVICES	55,078	70,078	70,078	10	
11			CAPITAL OUTLAY				11	
12	0	0	Equipment				12	
13	0	0	Vehicles				13	
14	0	0	TOTAL CAPITAL OUTLAY	0	0	0	14	
15		512,794	738,727	CONSERVATION PLANNING DEPT. TOTAL REQUIREMENTS	724,666	739,666	739,666	15

**GENERAL FUND
REQUIREMENTS
ALLOCATED TO A DEPARTMENT**



5/19/2020

Historical Data				WeedWise Department	Budget for Fiscal Year 2020-21			
	Actual 2nd Preceding Year 2017-18	Actual 1st Preceding Year 2018-19	Revised & Adopted Budget Year 2019-20 (Supplemental Budget 3/17/20)	REQUIREMENTS	Proposed by Budget Officer	Approved by Budget Committee	Adopted by Governing Body	
1				PERSONNEL SERVICES				1
2		304,048	369,619	Salaries, wages, benefits	356,376	356,376	356,376	2
3	This department was included in Conservation Services Dept prior to FY 1819. See Page 5,6,7 H: General Fund Requirements History: Conservation Services Dept: Historical Data	304,048	369,619	TOTAL PERSONNEL SERVICES	356,376	356,376	356,376	3
4		4.00	4.00	TOTAL Full-Time Equivalent (FTE)	4.00	4.00	4.00	4
5				MATERIALS AND SERVICES				5
6		2,000	2,000	Contracted services	0	15,000	15,000	6
7	16,456	8,000	Occupancy: Rent, utilities, telecomm, storage, maint.				7	
8	7,588	4,000	Supplies	98,291	98,291	98,291	8	
9	6,446	6,000	Training and travel	8,124	8,124	8,124	9	
10	32,490	20,000	TOTAL MATERIALS AND SERVICES	106,415	121,415	121,415	10	
11			CAPITAL OUTLAY				11	
12	0	0	Equipment				12	
13	0	0	Vehicles				13	
14	0	0	TOTAL CAPITAL OUTLAY	0	0	0	14	
15		336,538	389,619	WEEDWISE DEPT. TOTAL REQUIREMENTS	462,791	477,791	477,791	15


**GENERAL FUND
REQUIREMENTS
ALLOCATED TO A DEPARTMENT**



5/19/2020

Historical Data				Education & Outreach Department	Budget for Fiscal Year 2020-21			
	Actual 2nd Preceding Year 2017-18	Actual 1st Preceding Year 2018-19	Revised & Adopted Budget Year 2019-20 (Supplemental Budget 3/17/20)	REQUIREMENTS	Proposed by Budget Officer	Approved by Budget Committee	Adopted by Governing Body	
1				PERSONNEL SERVICES				1
2		192,415	203,467	Salaries, wages, benefits	205,383	205,383	205,383	2
3	This department was included in Conservation Services Dept prior to FY 1819. See Page 5,6,7 H: General Fund Requirements History: Conservation Services Dept: Historical Data	192,415	203,467	TOTAL PERSONNEL SERVICES	205,383	205,383	205,383	3
4		2.00	2.00	TOTAL Full-Time Equivalent (FTE)	2.00	2.00	2.00	4
5				MATERIALS AND SERVICES				5
6		24,246	6,000	Contracted services	26,700	26,700	26,700	6
7	18,325	5,000	Occupancy: Rent, utilities, telecomm, storage, maint.				7	
8	7,399	9,000	Supplies	25,640	25,640	25,640	8	
9	2,713	2,000	Training and travel	7,482	7,482	7,482	9	
10	52,683	22,000	TOTAL MATERIALS AND SERVICES	59,822	59,822	59,822	10	
11			CAPITAL OUTLAY				11	
12	0	0	Equipment				12	
13	0	0	Vehicles				13	
14	0	0	TOTAL CAPITAL OUTLAY	0	0	0	14	
15	245,098	225,467	EDUCATION & OUTREACH DEPT. TOTAL REQUIREMENTS	265,205	265,205	265,205	15	

**GENERAL FUND
REQUIREMENTS
ALLOCATED TO A DEPARTMENT**



5/19/2020

Historical Data				Land Management Department	Budget for Fiscal Year 2020-21				
	Actual 2nd Preceding Year 2017-18	Actual 1st Preceding Year 2018-19	Revised & Adopted Budget Year 2019-20 (Supplemental Budget 3/17/20)	REQUIREMENTS	Proposed by Budget Officer	Approved by Budget Committee	Adopted by Governing Body		
1				PERSONNEL SERVICES				1	
2		0	0	Salaries, wages, benefits				2	
3		0	0	TOTAL PERSONNEL SERVICES	0	0	0	3	
4		0.00	0.00	TOTAL Full-Time Equivalent (FTE)	0.00	0.00	0.00	4	
5				MATERIALS AND SERVICES				5	
6	See Page 8 H: General Fund Requirements History: Land Management Dept: Historical Data	12,712	30,000	Contracted services	24,300	34,300	34,300	6	
7		0	0	Occupancy: Rent, utilities, telecomm, storage, maint.				7	
8		600	4,000	Supplies	6,000	6,000	6,000	8	
9		417	300	Training and travel	50	50	50	9	
10		13,729	34,300	TOTAL MATERIALS AND SERVICES	30,350	40,350	40,350	10	
11					CAPITAL OUTLAY				11
12			0	0	Equipment				12
13				0	Vehicles				13
14			0	0	TOTAL CAPITAL OUTLAY	0	0	0	14
15			13,729	34,300	LAND MANAGEMENT DEPT. TOTAL REQUIREMENTS	30,350	40,350	40,350	15


**GENERAL FUND
REQUIREMENTS
NOT ALLOCATED TO A DEPARTMENT**



5/19/2020

Historical Data				Not Allocated to Any Department	Budget for Fiscal Year 2020-21				
	Actual 2nd Preceding Year 2017-18	Actual 1st Preceding Year 2018-19	Revised & Adopted Budget Year 2019-20 (Supplemental Budget 3/17/20)	REQUIREMENTS	Proposed by Budget Officer	Approved by Budget Committee	Adopted by Governing Body		
1				PERSONNEL SERVICES Not Allocated				1	
2		0	0	Salaries, wages, benefits				2	
3		0	0	TOTAL PERSONNEL SERVICES	0	0	0	3	
4		0.00	0.00	TOTAL Full-Time Equivalent (FTE)	0.00	0.00	0.00	4	
5				MATERIALS AND SERVICES Not Allocated				5	
6		0	0	Contracted services				6	
7	See Page 9 H: General Fund Requirements History: Not Allocated to Any Dept: Historical Data	135,477	120,193	Occupancy: Rent, utilities, telecomm, storage, maint.	33,848	53,620	53,620	7	
8		16,302	30,000	Supplies, Vehicle Maint	35,220	35,220	35,220	8	
9		0	0	Travel Training				9	
10		151,779	150,193	TOTAL MATERIALS AND SERVICES	69,068	88,840	88,840	10	
11					CAPITAL OUTLAY Not Allocated				11
12		0	0	Equipment				12	
13		0	0	Vehicles				13	
14		0	0	TOTAL CAPITAL OUTLAY	0	0	0	14	
15				DEBT SERVICE Not Allocated				15	
16			170,000	Eagle Creek - Zions Bank NA	170,000	170,000	170,000	16	
17			365,041	CRC Bldg loan P&I: Zions Bank	365,041	365,041	365,041	17	
18								18	
19								19	
20		0	535,041	TOTAL DEBT SERVICE	535,041	535,041	535,041	20	
21				SPECIAL PAYMENTS Not Allocated				21	
22		234,774	245,000	Grants to Partners (Partners' projects & general support)	20,755	50,755	50,755	22	
23		6,000	6,000	Scholarships	0	0	0	23	
24								24	
25								25	
26	See Page 9 H: General Fund Requirements History: Not Allocated to Any Dept: Historical Data	240,774	251,000	TOTAL SPECIAL PAYMENTS	20,755	50,755	50,755	26	
27				INTERFUND TRANSFERS				27	
28			400,000	320,000	Transfers to Conservation Grants Fund	179,004	180,633	180,633	28
29			0	0	Transfers to Conservation Loans Fund	0	0	0	29
30			0	0	Transfers to Working Lands Legacy Fund	0	0	0	30
31		115,000	712,282	Transfers to Building Reserve Fund	0	0	0	31	
32		515,000	1,032,282	TOTAL INTERFUND TRANSFERS	179,004	180,633	180,633	32	
33		0	0	OPERATING CONTINGENCY	0	0	0	33	
34				Ending balance (prior years)				34	
35		1,045,548	789,092	UNAPPROPRIATED ENDING FUND BALANCE (funds needed from July-Nov 2021)	858,498	70,698	70,698	35	
36		240,000	0	Reserved for future expenditure	293,823	932,586	932,586	36	
37		2,193,101	2,757,608	TOTAL REQUIREMENTS NOT ALLOCATED	1,956,189	1,858,553	1,858,553	37	

SPECIAL AND RESERVE FUNDS



**SPECIAL REVENUE FUND:
CONSERVATION GRANTS FUND**



5/19/2020

Historical Data						Budget for Fiscal Year 2020-21			
Actual 2nd Preceding Year 2017-18	Actual 1st Preceding Year 2018-19	Revised & Adopted Budget Year 2019-20 (Supplemental Budget 3/17/20)	RESOURCES and REQUIREMENTS			Proposed by Budget Officer	Approved by Budget Committee	Adopted by Governing Body	
			RESOURCES						
290,070	153,618	147,710	Beginning fund balance: Working capital (accrual basis)			173,321	173,321	173,321	1
384,875	400,000	320,000	Transferred from General Fund			179,004	180,633	180,633	2
15,000	111,078	102,787	Federal grants and retained receipts			100,349	100,349	100,349	3
11,232	23,242	0	State of Oregon grants and SEP funds			0	0	0	4
20,000	0	30,000	Local grants			33,000	33,000	33,000	5
29,980	0	258,192	Other grants			0	0	0	6
0	1,679	5,632	Reimbursements			5,612	5,887	5,887	7
0	0	0	Interest from bank accounts			0	0	0	8
751,157	689,617	864,321	TOTAL RESOURCES			491,286	493,190	493,190	9
			REQUIREMENTS						
			Department (Org. Unit)	Object Classification	Detail				
177,777	140,135	225,000	Conservation Planning Dept.	Materials & Services	Grants, cost-share, and contracted services	43,374	45,278	45,278	10
342,504	388,481	466,000	WeedWise Dept.	Materials & Services	Grants and contracted services	447,912	447,912	447,912	11
0	0	0	District Operations Dept.	Materials & Services	Grants and contracted services	0	0	0	12
0	0	0				0	0	0	13
0	0	0	Cons Svcs Dept discontinued beginning FY 1819	Materials & Services	Contracted services				14
119,139	0	0	Guidance from DOR: show grants in this Fund as M&S by Dept., not as Special Pymts	Special Payments	Grants and cost-share				15
0	0	0	Not Allocated to any Dept.	Transfers: Inter-fund transfer	Inter-fund transfer to Conservation Loans Fund	0	0	0	16
0	0	0	Not Allocated to any Dept.	Transfers: Inter-fund transfer	Transfer to General Fund	0	0	0	17
639,420	528,616	691,000	Total Expenses (See note on line 16)			491,286	493,190	493,190	18
111,737	161,001	52,015	UNAPPROPRIATED ENDING FUND BALANCE (funds needed from July-November 2021)			0	0	0	19
0	0	121,306	Reserved for future expenditure			0	0	0	20
751,157	689,617	864,321	TOTAL REQUIREMENTS			491,286	493,190	493,190	21

**SPECIAL REVENUE FUND:
CONSERVATION LOANS FUND**



5/19/2020

Historical Data				RESOURCES and REQUIREMENTS					Budget for Fiscal Year 2020-21			
	Actual 2nd Preceding Year 2017-18	Actual 1st Preceding Year 2018-19	Revised & Adopted Budget Year 2019-20 (Supplemental Budget 3/17/20)				Proposed by Budget Officer	Approved by Budget Committee	Adopted by Governing Body			
				RESOURCES								
1				Beginning fund balance: Working capital (accrual basis)			175,200	175,200	175,200	1		
2	181,548	236,206	251,200	Transferred from Conservation Grants Fund: Conservation loan Borrower repayments made from start of loan program through 6/30/16						2		
3	0	0	0	Transferred from General Fund			0	0	0	3		
4	0	0	0	Disbursements from DEQ CWSRF loan # R22405: Conservation loans						4		
5	0	0	0	Disbursements from DEQ CWSRF loan # R22406: Residential septic repair loans			168,200	168,200	168,200	5		
6	50,000	25,000	150,000	Disbursements from DEQ CWSRF loan # R22407: Conservation loans			250,000	250,000	250,000	6		
7	10,800	33,843	125,000	Loans: principal received from borrowers			73,090	73,090	73,090	7		
8	49,349	82,156	62,000	Loans: interest received from borrowers			3,966	3,966	3,966	8		
9	2,148	3,691	12,000	Interest from bank accounts			0	0	0	9		
10	0	0	0				0	0	0	10		
11	0	0	0				0	0	0	11		
12	0	0	0				0	0	0	12		
13	0	0	0				0	0	0	13		
14	0	0	0				0	0	0	14		
15	293,845	380,896	600,200	TOTAL RESOURCES			670,456	670,456	670,456	15		
				REQUIREMENTS								
16				Department (Org. Unit)	Object Classification	Detail				16		
17										17		
18		32,850	150,000	Conservation Planning Dept.	Materials & Services	Contracted Services: Conservation loans to borrowers	250,000	253,200	253,200	18		
19		25,000	150,000	District Operations Dept.	Materials & Services	Contracted Services: Residential septic repair loans to borrowers	168,200	168,200	168,200	19		
20	63,333	0	0	Not Allocated to any Dept.	Special Payments	Loans to borrowers				20		
21	0	0	0	Not Allocated to any Dept.	Debt Service (long-term debt)	Repayment of DEQ CWSRF loans	28,487	28,487	28,487	21		
22	0	0	150,000	Not Allocated to any Dept.	Transfers: Inter-fund transfer	Transfer to General Fund	223,769	220,569	220,569	22		
23	0	0	0				0	0	0	23		
24	0	0	0				0	0	0	24		
25	0	0	0				0	0	0	25		
26	63,333	57,850	450,000	Total Expenses			670,456	670,456	670,456	26		
27	70,512	173,046	149,206	UNAPPROPRIATED ENDING FUND BALANCE (funds needed from July-November 2021)			0	0	0	27		
28	160,000	150,000	994	Reserved for future expenditure			0	0	0	28		
29	293,845	380,896	600,200	TOTAL REQUIREMENTS			670,456	670,456	670,456	29		

**SPECIAL REVENUE FUND:
WORKING LANDS LEGACY FUND**



5/19/2020

Historical Data				Budget for Fiscal Year 2020-21							
	Actual 2nd Preceding Year 2017-18	Actual 1st Preceding Year 2018-19	Revised & Adopted Budget Year 2019-20 (Supplemental Budget 3/17/20)	RESOURCES and REQUIREMENTS			Proposed by Budget Officer	Approved by Budget Committee	Adopted by Governing Body		
1				RESOURCES							1
2	31,433	32,849	721,487	Beginning fund balance: Working capital (accrual basis)			121,487	121,487	121,487	2	
3	0	0	0	Earning from temporary investments			0	0	0	3	
4	0	0	0	Transferred from General Fund			0	0	0	4	
5	1,055	4,058	0	Interest			3,500	3,500	3,500	5	
6	0	0	0	Donations to acquire/maintain land and/or conservation easements			0	0	0	6	
7	0	700,000	0	Grants to acquire/maintain land and/or conservation easements			0	0	0	7	
8	0	1,340,000	0	Loans to acquire/maintain land and/or conservation easements			0	0	0	8	
9	0	0	0				0	0	0	9	
10	0	0	0				0	0	0	10	
11	32,488	2,076,907	721,487	TOTAL RESOURCES			124,987	124,987	124,987	11	
12				REQUIREMENTS							12
13				Department (Org. Unit)	Object Classification	Detail				13	
14	0	1,293,100	0	Land Management Dept.	Capital Outlay	Acquisition of land for conservation & conservation easements	0	0	0	14	
15	0	51,683	0	Land Management Dept.	Materials & Services	Transaction fees, recording of easements, surveys, legal fees, bank fees	0	0	0	15	
16	0	0	0	Land Management Dept.	Materials & Services	Land/easement stewardship & improvements	0	0	0	16	
17	0	10,276	0	Not Allocated to a Dept.	Debt Service	Loan principal & interest	0	0	0	17	
18	0	0	600,000	Not Allocated to any Dept.	Transfers: Inter-fund transfer	Transfers to General Fund	21,487	18,851	18,851	18	
19	0	0	0				0	0	0	19	
20	0	0	0				0	0	0	20	
21	0	1,355,059	600,000	Total Expenses			21,487	18,851	18,851	21	
22	32,488	621,848	19,849	UNAPPROPRIATED ENDING FUND BALANCE (funds needed from July-Nov 2021)			0	0	0	22	
23	0	100,000	101,638	Reserved for future expenditure			103,500	106,136	106,136	23	
24	32,488	2,076,907	721,487	TOTAL REQUIREMENTS			124,987	124,987	124,987	24	

This fund is focused on long-term conservation of working lands: farms, fields, and forests.

REVIEWED/CONTINUED March 21, 2017
 This reserve fund must be reviewed again, and continued, or abolished, by 2027

**RESERVE FUND:
 Building Reserve Fund**



5/19/2020

Historical Data


This fund is authorized and established by resolution in 2007, and renewed in 2017, for the following specified purpose: Leasing, acquiring, constructing, remodeling, or making capital improvements to property of CSWCD

Budget for Fiscal Year 2020-21

RESOURCES and REQUIREMENTS

	Actual 2nd Preceding Year 2017-18	Actual 1st Preceding Year 2018-19	Revised & Adopted Budget Year 2019-20 (Supplemental Budget 3/17/20)				Proposed by Budget Officer	Approved by Budget Committee	Adopted by Governing Body	
1				RESOURCES						1
2	3,131	24,895	2,872,718	Beginning fund balance: Working capital (accrual basis)			28,000	28,000	28,000	2
3	0	0	0	Earning from temporary investments			0	0	0	3
4	125,000	115,000	712,282	Transferred from General Fund			0	0	0	4
5	3,430	4,698	8,000	Interest			0	0	0	5
6	0	5,475,000	0	Long-term debt proceeds			0	0	0	6
7	0	0	0	Sale of property			0	0	0	7
8	0	0	20,000	Other Revenue			0	0	0	8
9	0	0	0				0	0	0	9
10	131,561	5,619,593	3,613,000	TOTAL RESOURCES			28,000	28,000	28,000	10
11				REQUIREMENTS						11
12				Department (Org. Unit)	Object Classification	Detail				12
13	0	2,353,513	3,577,000	District Operations Dept.	Capital Outlay	Build facilities, improve real property, related costs	28,000	28,000	28,000	13
14	101,704	288,237	8,000	District Operations Dept.	Materials & Services	Build facilities, improve real property, related costs	0	0	0	14
15	0	0	0	District Operations Dept.	Materials & Services	General costs	0	0	0	15
16	0	48,300	0	District Operations Dept.	Materials & Services	Bank fees	0	0	0	16
17	0	0	0	Not Allocated to any Dept.	Debt Service	CRC Bldg loan P&I: Zions Bank	0	0	0	17
18	0	0	0	Not Allocated to any Dept.	Debt Service		0	0	0	18
19	0	0	0	Not Allocated to any Dept.	Transfers: Inter-fund transfer	Transfers to General Fund	0	0	0	19
20	101,704	2,690,050	3,585,000	Total Expenses			28,000	28,000	28,000	20
21	29,857	2,929,543	28,000	UNAPPROPRIATED ENDING FUND BALANCE (funds needed from July-Nov 2021)			0	0	0	21
22	0	0	0	Reserved for future expenditure			0	0	0	22
23	131,561	5,619,593	3,613,000	TOTAL REQUIREMENTS			28,000	28,000	28,000	23

BUDGET WORKSHEETS



**RESOURCES
GENERAL FUND
Worksheet**



5/19/2020

Historical Data				RESOURCES	Budget for Fiscal Year 2020-21			
Actual 2nd Preceding Year 2017-18	Actual 1st Preceding Year 2018-19	Revised & Adopted Budget Year 2019-20 (Supplemental Budget 3/17/20)			Proposed by Budget Officer	Approved by Budget Committee	Adopted by Governing Body	
1	1,467,884	1,311,274	1,320,975	Beginning fund balance: Working capital (accrual basis)	809,092	809,092	809,092	1
2	0		0	Previously levied taxes estimated to be received				2
3								3
4				OTHER RESOURCES				4
5	0	0	750,000	Transfers in to GF from other Funds	245,256	239,420	239,420	5
6	33,674	56,714	40,000	Interest income	36,000	36,000	36,000	6
7	0	0	0	Grant income to General Fund				7
8	2,476	0	9,700	CWMA Pull Together	10,000	10,000	10,000	8
9	54,942	56,099	58,204	OWEB/ODA grant: SOW	58,320	58,320	58,320	9
10	23,546	23,546	24,994	OWEB/ODA grant: District Operations & Admin	24,995	24,995	24,995	10
11	0	0	0	OWEB/ODA grant: Clackamas SIA	25,000	25,000	25,000	11
12		3,179	0	Reimbursements				12
13	2,850	5,782	5,000	Rental/donations received re: farm equipment lent out	5,000	5,000	5,000	13
14	16,650	31,551	33,750	WeedWise Coop Weed Mgmt Area partners: 4 County	28,250	28,250	28,250	14
15	12,000	31,813	24,000	WeedWise Coop Weed Mgmt Area partners: Col Gorge	11,000	11,000	11,000	15
16	5,000	5,000	5,000	WeedWise CWMA partner: BLM for Col Gorge CWMA	5,000	5,000	5,000	16
17	0	0	0	WeedWise CWMA partner: Mt Hood NF for Col Gorge CWMA	8,000	8,000	8,000	17
18	0	0	0	WeedWise CRISP partner: PGE grant	0			18
19	10,000	7,500	2,500	WeedWise CRISP partner: BLM	2,500	2,500	2,500	19
20	30,000	30,000	0	WeedWise CRISP partner: Metro	0			20
21	0	7,500	2,500	WeedWise Sandy Basin (SBVRC) partner: BLM	2,500	2,500	2,500	21
22	0	0	0	Clackamas River Water Providers MOA	0			22
23				CREP Tech total from partners	96,423	96,423	96,423	23
24		90,000	73,610	Federal grant: NRCS EQIP NWQI Molalla	73,610	73,610	73,610	24
25		0	0	Sale of equipment/vehicles				25
26			30,000	Lease Revenues CRC Office Space	96,000	96,000	96,000	26
27	1,659,022	1,659,958	2,380,233	Total resources, except taxes to be levied	1,536,946	1,531,110	1,531,110	27
28			2,432,034	Taxes necessary to balance	2,507,609	2,507,609	2,507,609	28
29	2,285,388	\$ 2,366,214		Taxes collected in year levied				29
30	3,944,410	4,026,172	4,812,267	TOTAL RESOURCES	4,044,555	4,038,719	4,038,719	30

SPECIAL REVENUE FUND

Conservation Grants Fund

Clackamas SWCD

Worksheet

This is a special fund

5/19/2020

Historical Data				RESOURCES and REQUIREMENTS			Budget for Fiscal Year 2020-21			
	Actual 2nd Preceding Year 2017-18	Actual 1st Preceding Year 2018-19	Revised & Adopted Budget Year 2019-20 (Supplemental Budget 3/17/20)				Proposed by Budget Officer	Approved by Budget Committee	Adopted by Governing Body	
1				RESOURCES						1
2	290,070	153,618	147,710	Beginning fund balance: Working capital			173,321	173,321	173,321	2
3	384,875	400,000	200,000	Transferred from General Fund			168,986	170,615	170,615	3
4			120,000	Prior Grants transferred from General Fund: WeedWise PGE			10,018	10,018	10,018	4
5	15,000	0	10,000	WW BLM grant			10,000	10,000	10,000	5
6		0	24,375	USFS Sandy			24,375	24,375	24,375	6
7			61,875	USFS CRISP			59,000	59,000	59,000	7
8		13,291	2,553	NRCS Assignment of Payment			2,224	2,224	2,224	8
9		90,000	0	USFS retained receipts						9
10		7,787	3,984	Other federal grants			4,750	4,750	4,750	10
11		21,920	0	SEP funds for projects						11
12	11,232	1,322	0	OWEB Small Grants (combined) revenue for this FY						12
13			0	Other State of Oregon grants						13
14	20,000	0	30,000	Local grant: WeedWise Metro grant: CRBC contracted svcs			30,000	30,000	30,000	14
15			0	Other local grants -- Clackamas County Grant			3,000	3,000	3,000	15
16	14,980	0	258,192	Other grants						16
17	15,000	0	0	Milk Creek-Mulino						17
18		1,679	5,632	Reimbursements from landowners			5,612	5,887	5,887	18
19			0	Interest from bank accounts						19
20	751,157	689,617	864,321	TOTAL RESOURCES			491,286	493,190	493,190	20
21				REQUIREMENTS						21
22				Department (Org. Unit)	Object Classification	Detail				22
23	26,990	116,175	225,000	Conservation Planning Dept.	Materials & Services	Grants and cost-share to Cooperators (projects)	43,374	45,278	45,278	23
24	14,194	3,798	0	Conservation Planning Dept.	Materials & Services	Grants to Partners (projects)				24
25	136,593	20,162	0	Conservation Planning Dept.	Materials & Services	Contracted services				25
26	58,514	0	0	WeedWise Dept.	Materials & Services	Grants to Partners (projects)				26
27	283,990	388,481	466,000	WeedWise Dept.	Materials & Services	Contracted services	447,912	447,912	447,912	27
28	0	0	0	District Operations Dept.	Materials & Services	Grants to Partners (projects)				28
29	0	0	0	District Operations Dept.	Materials & Services	Contracted services				29
30	0	0								30
31	0	Cons Svcs Dept discontinued beginning FY 1819		Conservation Services Dept.	Materials & Services	Contracted services				31
32	0			Conservation Services Dept.	Materials & Services	Milk Creek Meadowbrook project				32
33	0			Conservation Services Dept.	Materials & Services	CRISP partnership				33
34	32,251	Guidance from DOR: show grants in this Fund as M&S by Dept., not as Special Pymts		Not Allocated to any Dept.	Special Payments	Grants and cost-share to Cooperators				34
35	86,888			Not Allocated to any Dept.	Special Payments	Grants to Partners				35
36	0	0	0	Not Allocated to any Dept.	Transfers: Inter-fund transfer	Transfer to Conservation Loans Fund				36
37	0	0	0	Not Allocated to any Dept.	Transfers: Inter-fund transfer	Transfer to General Fund				37
38	639,420	528,616	691,000	Total Expenses (See note on line 16)			491,286	493,190	493,190	38
39	111,737	161,001	52,015	UNAPPROPRIATED ENDING FUND BALANCE (funds needed from July-November 2021)			0	0	0	39
40	0	0	121,306	Reserved for future expenditure				0	0	40
41	751,157	689,617	864,321	TOTAL REQUIREMENTS			491,286	493,190	493,190	41

**SPECIAL REVENUE FUND
Conservation Loans Fund**

Clackamas SWCD

Worksheet

This is a special fund

5/19/2020

Historical Data				RESOURCES and REQUIREMENTS			Budget for Fiscal Year 2020-21			
	Actual 2nd Preceding Year 2017-18	Actual 1st Preceding Year 2018-19	Revised & Adopted Budget Year 2019-20 (Supplemental Budget 3/17/20)				Proposed by Budget Officer	Approved by Budget Committee	Adopted by Governing Body	
1				RESOURCES						1
2	181,548	236,206	251,200	Beginning fund balance: Working capital (accrual basis)			175,200	175,200	175,200	2
3	0	0		Transferred from Conservation Grants Fund: Conservation loan Borrower repayments made from start of loan program through 6/30/16						3
4	0	0	0	Transferred from General Fund						4
5	0	0		Disbursements from DEQ CWSRF loan # R22405: Conservation loans			0			5
6	50,000	25,000	150,000	Disbursements from DEQ CWSRF loan # R22406: Residential septic repair loans			168,200	168,200	168,200	6
7	10,800	33,843	125,000	Disbursements from DEQ CWSRF loan # R22407: Conservation loans			250,000	250,000	250,000	7
8	49,349	80,347	50,000	Conservation loans: principal received from borrowers			58,546	58,546	58,546	8
9	2,148	2,583	5,000	Conservation loans: interest received from borrowers			3,966	3,966	3,966	9
10	0	1,809	12,000	Septic system repair loans: principal recv'd from borrowers			14,544	14,544	14,544	10
11	0	1,108	7,000	Septic system repair loans: interest rec'vd from borrowers						11
12		0	0	Interest from bank accounts						12
13										13
14										14
15										15
16										16
17	293,845	380,896	600,200	TOTAL RESOURCES			670,456	670,456	670,456	17
18				REQUIREMENTS						18
19				Department (Org. Unit)	Object Classification	Detail				19
20		32,850	150,000	Conservation Planning Dept.	Materials & Services	Contracted Services: Conservation loans to borrowers	250,000	253,200	253,200	20
21		25,000	150,000	District Operations Dept.	Materials & Services	Contracted Services: Residential septic repair loans to borrowers	168,200	168,200	168,200	21
22	13,333	0		Not Allocated to any Dept.	Special Payments	Conservation loans to borrowers				22
23	50,000	0		Not Allocated to any Dept.	Special Payments	Septic repair loans to borrowers				23
24	0	0	0	Not Allocated to any Dept.	Debt Service (long-term debt)	DEQ CWSRF loan # R22405: principal + interest + fees	28,487	28,487	28,487	24
25	0	0	0	Not Allocated to any Dept.	Debt Service (long-term debt)	DEQ CWSRF loan # R22406: principal + interest + fees				25
26	0	0	0	Not Allocated to any Dept.	Debt Service (long-term debt)	DEQ CWSRF loan # R22407: principal + interest + fees				26
27	0	0	150,000	Not Allocated to any Dept.	Transfers: Inter-fund transfer	Transfer to General Fund	223,769	220,569	220,569	27
28										28
29										29
30										30
31	63,333	57,850	450,000	Total Expenses			670,456	670,456	670,456	31
32	70,512	173,046	149,206	UNAPPROPRIATED ENDING FUND BALANCE (funds needed from July-November 2021)			0	0	0	32
33	160,000	150,000	994	Reserved for future expenditure			0			33
34	293,845	380,896	600,200	TOTAL REQUIREMENTS			670,456	670,456	670,456	34

SPECIAL REVENUE FUND

Working Lands Legacy Fund

Worksheet

Clackamas SWCD

5/19/2020

Historical Data				RESOURCES and REQUIREMENTS			Budget for Fiscal Year 2020-21		
	Actual 2nd Preceding Year 2017-18	Actual 1st Preceding Year 2018-19	Revised & Adopted Budget Year 2019-20 (Supplemental Budget 3/17/20)				Proposed by Budget Officer	Approved by Budget Committee	Adopted by Governing Body
1				RESOURCES					
2	31,433	32,849	721,487	Beginning fund balance: Working capital (accrual basis)			121,487	121,487	121,487
3	0	0	0	Earning from temporary investments					
4	0	0	0	Transferred from General Fund					
5	1,055	4,058	0	Interest			3,500	3,500	3,500
6		0	0	Donations to acquire/maintain land and/or conservation easements					
7	0	700,000	0	Grants to acquire/maintain land and/or conservation easements					
8	0	1,340,000	0	Loans to acquire/maintain land and/or conservation easements					
9									
10									
11	32,488	2,076,907	721,487	TOTAL RESOURCES			124,987	124,987	124,987
12				REQUIREMENTS					
13				Department (Org. Unit)	Object Classification	Detail			
14	0	1,293,100	0	Land Management Dept.	Capital Outlay	Acquisition of land for conservation & conservation easements			
15	0	51,683	0	Land Management Dept.	Materials & Services	Transaction fees, recording of easements, surveys, legal fees, bank fees			
16	0	0	0	Land Management Dept.	Materials & Services	Land/easement stewardship & improvements			
17	0	10,276	0	Not Allocated to any Dept.	Debt Service				
18			550,000	Not Allocated to any Dept.	Transfers: Inter-fund transfer	Transfer to General Fund: Grant rcvd in FY1819 for Eagle Creek acquisition			
19			50,000	Not Allocated to any Dept.	Transfers: Inter-fund transfer	Transfer to General Fund	21,487	18,851	18,851
20									
21									
22	0	1,355,059	600,000	Total Expenses			21,487	18,851	18,851
23	32,488	621,848	19,849	UNAPPROPRIATED ENDING FUND BALANCE (funds needed from July-Nov 2021)			0	0	0
24	0	100,000	101,638	Reserved for future expenditure			103,500	106,136	106,136
25	32,488	2,076,907	721,487	TOTAL REQUIREMENTS			124,987	124,987	124,987

RESERVE FUND

Building Reserve Fund

Worksheet

Year this reserve fund will be reviewed to be continued or abolished. Date can not be more that 10 years after establishment.

This fund is authorized and established by resolution in 2007 for the following specified purpose:

Leasing, acquiring, constructing, remodeling, or making capital improvements to property of CSWCD

REVIEW YEAR : **2027**

Clackamas SWCD

5/19/2020

Historical Data			RESOURCES and REQUIREMENTS			Budget for Fiscal Year 2020-21		
Actual 2nd Preceding Year 2017-18	Actual 1st Preceding Year 2018-19	Revised & Adopted Budget Year 2019-20 (Supplemental Budget 3/17/20)				Proposed by Budget Officer	Approved by Budget Committee	Adopted by Governing Body
			RESOURCES					
			Beginning fund balance: Working capital (accrual basis)			28,000	28,000	28,000
			Earning from temporary investments			0		
			Transferred from General Fund			0		
			Interest			0		
			Long-term debt proceeds			0		
			Sale of property			0		
			Other Revenue			0		
						0		
			TOTAL RESOURCES			28,000	28,000	28,000
			REQUIREMENTS					
			Department (Org. Unit)	Object Classification	Detail			
			District Operations Dept.	Capital Outlay	Build facilities, improve real property, related costs	28,000	28,000	28,000
			District Operations Dept.	Materials & Services	Build facilities, improve real property, related costs	0		
			District Operations Dept.	Materials & Services	General costs	0		
			District Operations Dept.	Materials & Services	Bank fees	0		
			Not Allocated to any Dept.	Debt Service		0		
			Not Allocated to any Dept.	Debt Service		0		
			Not Allocated to any Dept.	Transfers: Inter-fund transfer	Transfers to General Fund	0		
			Total Expenses			28,000	28,000	28,000
			UNAPPROPRIATED ENDING FUND BALANCE (funds needed from July-Nov 2021)			0	0	0
			Reserved for future expenditure			0	0	0
			TOTAL REQUIREMENTS			28,000	28,000	28,000

BUDGET HISTORICAL SHEETS



GENERAL FUND SUMMARY OF REQUIREMENTS HISTORY



5/19/2020

Historical Data			By Object Classification: Historical Data	Budget for Fiscal Year 2020-21			
	Actual 2nd Preceding Year 2017-18	Actual 1st Preceding Year 2018-19	Revised & Adopted Budget Year 2019-20 (Supplemental Budget 3/17/20)	REQUIREMENTS	Proposed by Budget Officer	Approved by Budget Committee	Adopted by Governing Body
1				PERSONNEL SERVICES			1
2		See Page 3: General Fund Summary of Requirements by Object Classification		Salaries, wages, benefits			2
3			Payroll liabilities (District share of taxes)				3
4			Employee benefits				4
5			Deferred compensation - Employer contribution				5
6			Temporary employees & interns				6
7			COLAs and merit increases for staff				7
8			Compensated absences (annual leave)				8
9			Salary adjustments (includes related taxes & def comp)				9
10	1,556,801			TOTAL PERSONNEL SERVICES			10
11	15.40			TOTAL Full-Time Equivalent (FTE)			11
12				MATERIALS AND SERVICES			12
13	99,925	See Page 3: General Fund Summary of Requirements by Object Classification		Contracted services			13
14	10,427		Partner support				14
15	123,307		Occupancy: Rent, utilities, telecomm, storage, maint.				15
16	13,425		Fuel/maint/repair of District vehicles/equipment				16
17	802		Meetings, workshops, events				17
18	12,968		Insurance				18
19	37,863		Supplies				19
20	6,590		Printing, publication				20
21	7,387		Dues, subscriptions, licenses				21
22	20,522		Training and travel				22
23	13,297		Staff & Director expenses				23
24	0		Volunteer/cooperator recognition				24
25	0		Bank fees, interest paid				25
26	0		Scholarships				26
27	346,513		TOTAL MATERIALS AND SERVICES			27	
28				CAPITAL OUTLAY			28
29	0	See Page 3: GF Summary of Requirements by Object Classification		Equipment			29
30	0		Office equipment/capitalized building repairs				30
31	8,759		Field equipment				31
32	3,330		Vehicles				32
33	12,089		TOTAL CAPITAL OUTLAY			33	
34				DEBT SERVICE			34
35	0	See Page 3: GF Summary of Requirements by Object Classification					35
36	0						36
37	0						37
38	0						38
39	0		TOTAL DEBT SERVICE			39	
40				SPECIAL PAYMENTS			40
41	158,877	See Page 3: GF Summary of Requirements by Object Classification		Grants to Partners			41
42	6,000		Scholarships				42
43	0						43
44	0						44
45	164,877			TOTAL SPECIAL PAYMENTS			45
46				INTERFUND TRANSFERS			46
47	384,875	See Page 3: GF Summary of Requirements by Object Classification		Transfers to Conservation Grants Fund			47
48	0		Transfers to Conservation Loans Fund				48
49	0		Transfers to Working Lands Legacy Fund				49
50	125,000		Transfers to Building Reserve Fund				50
51	509,875		TOTAL INTERFUND TRANSFERS			51	
52	0			OPERATING CONTINGENCY			52
53	0	See Page 3: GF Summary of Requirements by Object Classification		Ending balance (prior years)			53
54	1,105,137		UNAPPROPRIATED ENDING FUND BALANCE				54
55	249,118		Reserved for future expenditure				55
56	3,944,410		TOTAL REQUIREMENTS			56	

GENERAL FUND REQUIREMENTS HISTORY

Clackamas SWCD

5/19/2020

Historical Data			District Operations Dept: Historical Data	Budget for Fiscal Year 2020-21					
	Actual 2nd Preceding Year 2017-18	Actual 1st Preceding Year 2018-19	Revised & Adopted Budget Year 2019-20 (Supplemental Budget 3/17/20)	REQUIREMENTS	Proposed by Budget Officer	Approved by Budget Committee	Adopted by Governing Body		
1				PERSONNEL SERVICES			1		
2				Salaries and wages			2		
3	Included in Personnel Services on Page 3H: General Fund Requirements by Object Classification: Historical Data	See Page 4: General Fund Requirements Allocated To District Operations Dept.	See Page 4: General Fund Requirements Allocated To District Operations Dept.	Payroll liabilities (District share of taxes)			3		
4				Employee benefits			4		
5				Deferred compensation - Employer contribution			5		
6				Temporary Employees & Interns			6		
7				COLAs and merit increases for staff (incl taxes & def comp)			7		
8				Compensated absences (annual leave)			8		
9				Salary adjustments (includes related taxes & def comp)			9		
10				TOTAL PERSONNEL SERVICES			10		
11				4.00		TOTAL Full-Time Equivalent (FTE)			11
12							MATERIALS AND SERVICES		
13	59,754	See Page 4: General Fund Requirements Allocated To District Operations Dept.	See Page 4: General Fund Requirements Allocated To District Operations Dept.	Contracted services			13		
14	6,302			Partner support			14		
15	103,420			Occupancy: Rent, utilities, telecomm, storage, maint.			15		
16	9,138			Fuel/maint/repair of District vehicles/equipment			16		
17	128			Meetings, workshops, events			17		
18	12,968			Insurance			18		
19	18,715			Supplies & non-capitalized equipment			19		
20	368			Printing, publication			20		
21	2,802			Dues, subscriptions, licenses			21		
22	12,173			Staff & Director training			22		
23	4,309			Staff & Director expenses			23		
24	0			Volunteer/Board/staff/cooperator recognition			24		
25	0			Bank fees, interest paid			25		
26	0			Scholarships			26		
27	230,077				TOTAL MATERIALS AND SERVICES			27	
28				CAPITAL OUTLAY			28		
29		See Page 4: General Fund Requirements Allocated To District Operations Dept.	See Page 4: General Fund Requirements Allocated To District Operations Dept.	Office equipment			29		
30				Field equipment			30		
31	3,330			Vehicles			31		
32	3,330		TOTAL CAPITAL OUTLAY			32			
33	233,407		DISTRICT OPERATIONS DEPT. TOTAL REQUIREMENTS			33			

GENERAL FUND REQUIREMENTS HISTORY

Clackamas SWCD

5/19/2020

Historical Data				Conservation Services Dept: Historical Data	Budget for Fiscal Year 2020-21						
	Actual 2nd Preceding Year 2017-18	Actual 1st Preceding Year 2018-19	Revised & Adopted Budget Year 2019-20 (Supplemental Budget 3/17/20)	REQUIREMENTS	Proposed by Budget Officer	Approved by Budget Committee	Adopted by Governing Body				
1				PERSONNEL SERVICES				1			
2				Salaries and wages				2			
3				Payroll liabilities (District share of taxes)				3			
4	Included in Personnel Services on Page 3H: General Fund Requirements by Object Classification: Historical Data	Beginning with FY 1819, the Conservation Services Dept is discontinued, and is now divided into the following departments: Conservation Planning Dept, WeedWise Dept, and Education & Outreach Dept. See Pages 5, 6, 7: General Fund Requirements Allocated To a Department for the relevant department.		Employee benefits				4			
5				Deferred compensation - Employer contribution					5		
6				Temporary employees & interns						6	
7				COLAs and merit increases for staff (incl taxes & def comp)						7	
8				Compensated absences (annual leave)						8	
9				Salary adjustments (includes related taxes & def comp)						9	
10							TOTAL PERSONNEL SERVICES				10
11				11,40			TOTAL Full-Time Equivalent (FTE)				11
12							MATERIALS AND SERVICES				12
13				28,454			Contracted services				13
14	4,125			Partner support				14			
15	19,887			Occupancy: Rent, utilities, telecomm, storage, maint.				15			
16	0			Fuel/maint/repair of District vehicles/equipment				16			
17	674			Meetings, workshops, events				17			
18	0			Insurance				18			
19	17,508			Supplies & non-capitalized equipment				19			
20	6,222			Printing, publication				20			
21	640			Dues, subscriptions, licenses				21			
22	8,349			Staff & Director training				22			
23	8,914			Staff & Director expenses				23			
24	0			Volunteer/cooperator recognition				24			
25	0			Bank fees, interest paid				25			
26	0			Scholarships				26			
27	94,773			TOTAL MATERIALS AND SERVICES				27			
28				CAPITAL OUTLAY				28			
29	0			Office equipment				29			
30	0			Field equipment				30			
31	0			Vehicles				31			
32	0			TOTAL CAPITAL OUTLAY				32			
33	94,773			CONSERVATION SVCS DEPT. TOTAL REQUIREMENTS				33			

**GENERAL FUND REQUIREMENTS
HISTORY**

Clackamas SWCD

5/19/2020

Historical Data			Land Management Dept: Historical Data	Budget for Fiscal Year 2020-21				
	Actual 2nd Preceding Year 2017-18	Actual 1st Preceding Year 2018-19	Revised & Adopted Budget Year 2019-20 (Supplemental Budget 3/17/20)	REQUIREMENTS	Proposed by Budget Officer	Approved by Budget Committee	Adopted by Governing Body	
1				PERSONNEL SERVICES			1	
2	0	See Page 8: General Fund Requirements Allocated To Land Management Dept.		Salaries and wages			2	
3	0		Payroll liabilities (District share of taxes)				3	
4	0		Employee benefits				4	
5	0		Deferred compensation - Employer contribution				5	
6	0		Temporary employees & interns				6	
7	0		COLAs and merit increases for staff (incl taxes & def comp)				7	
8	0		Compensated absences (annual leave)				8	
9	0		Salary adjustments (includes related taxes & def comp)				9	
10	0			TOTAL PERSONNEL SERVICES			10	
11	0.00			TOTAL Full-Time Equivalent (FTE)			11	
12				MATERIALS AND SERVICES			12	
13	11,717	See Page 8: General Fund Requirements Allocated To Land Management Dept.		Contracted services			13	
14			Partner support				14	
15			Occupancy: Rent, utilities, telecomm, storage, maint.				15	
16	4,287		Fuel/maint/repair of District vehicles/equipment				16	
17			Meetings, workshops, events				17	
18			Insurance				18	
19	1,640		Supplies & non-capitalized equipment				19	
20			Printing, publication				20	
21	3,945		Dues, subscriptions, licenses				21	
22			Staff & Director training				22	
23	74		Staff & Director expenses				23	
24			Volunteer/cooperator recognition				24	
25			Bank fees, interest paid				25	
26	Moved to "Not Allocated to Any Dept: Special Payments"				Scholarships			26
27	21,663				TOTAL MATERIALS AND SERVICES			27
28				CAPITAL OUTLAY			28	
29		See Page 8: General Fund Requirements Allocated To Land Management Dept.		Office equipment			29	
30	8,759		Land				30	
31			Vehicles				31	
32	8,759			TOTAL CAPITAL OUTLAY			32	
33	30,422	0	0	LAND MANAGEMENT DEPT. TOTAL REQUIREMENTS			33	

GENERAL FUND REQUIREMENTS HISTORY

Clackamas SWCD

5/19/2020

Historical Data				Not Allocated to Any Department: Historical Data	Budget for Fiscal Year 2020-21				
	Actual 2nd Preceding Year 2017-18	Actual 1st Preceding Year 2018-19	Revised & Adopted Budget Year 2019-20 (Supplemental Budget 3/17/20)	REQUIREMENTS	Proposed by Budget Officer	Approved by Budget Committee	Adopted by Governing Body		
1				PERSONNEL SERVICES Not Allocated				1	
2		See Page 9: General Fund Requirements Not Allocated to a Dept		Salaries, wages, benefits				2	
3	0			TOTAL PERSONNEL SERVICES				3	
4	0.00			TOTAL Full-Time Equivalent (FTE)					4
5					MATERIALS AND SERVICES Not Allocated				5
6		See Page 9: General Fund Requirements Not Allocated to a Dept		Contracted services				6	
7				Occupancy: Rent, utilities, telecomm, storage, maint.					7
8				Supplies					8
9				Training and travel					9
10	0			TOTAL MATERIALS AND SERVICES					10
11		See Page 9		CAPITAL OUTLAY Not Allocated				11	
12				Equipment					12
13				Vehicles					13
14	0			TOTAL CAPITAL OUTLAY				14	
15		See Page 9: General Fund Requirements Not Allocated to a Dept		DEBT SERVICE Not Allocated				15	
16	0								16
17									17
18									18
19									19
20	0			TOTAL DEBT SERVICE				20	
21		See Page 9: General Fund Requirements Not Allocated to a Dept		SPECIAL PAYMENTS Not Allocated				21	
22	158,877			Grants to Partners					22
23	6,000			Scholarships					23
24									24
25								25	
26	164,877			TOTAL SPECIAL PAYMENTS				26	
27		See Page 9: General Fund Requirements Not Allocated to a Dept		INTERFUND TRANSFERS				27	
28	384,875			Transfers to Conservation Grants Fund					28
29	0			Transfers to Conservation Loans Fund					29
30	0			Transfers to Working Lands Legacy Fund					30
31	125,000			Transfers to Building Reserve Fund					31
32	509,875			TOTAL INTERFUND TRANSFERS					32
33				OPERATING CONTINGENCY					33
34				Ending balance (prior years)					34
35	1,105,137	UNAPPROPRIATED ENDING FUND BALANCE					35		
36	249,118	Reserved for future expenditure					36		
37	2,029,007			TOTAL REQUIREMENTS NOT ALLOCATED				37	